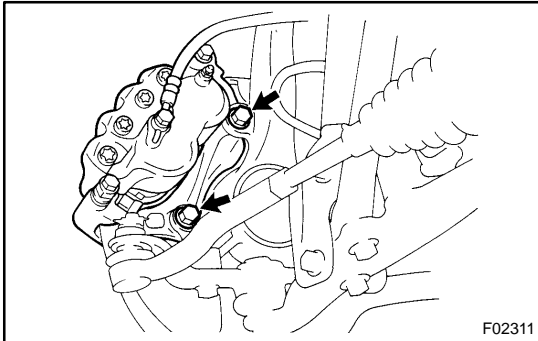


REMOVAL

1. REMOVE FRONT WHEEL

Torque: 103 N·m (1,050 kgf·cm, 76 ft·lbf)



2. REMOVE BRAKE CALIPER

- (a) Remove the 2 bolts and caliper.

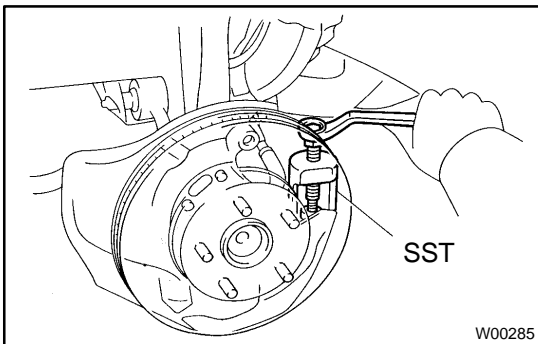
Torque: 118 N·m (1,200 kgf·cm, 87 ft·lbf)

- (b) Support the brake caliper securely.

3. DISCONNECT TIE ROD END FROM LOWER BALL JOINT

- (a) Remove the clip and nut.

Torque: 87 N·m (890 kgf·cm, 64 ft·lbf)



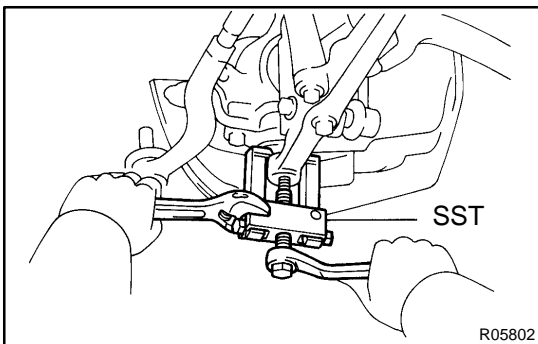
- (b) Using SST, disconnect the tie rod end from the lower ball joint.

SST 09610-20012

4. DISCONNECT LOWER BALL JOINT FROM LOWER SUSPENSION ARM

- (a) Remove the cotter pin and nut.

Torque: 162 N·m (1,650 kgf·cm, 119 ft·lbf)



- (b) Using SST, remove the lower ball joint.

SST 09628-62011

5. REMOVE LOWER BALL JOINT FROM STEERING KNUCKLE

Remove the 2 bolts and lower ball joint.

Torque: 113 N·m (1,150 kgf·cm, 83 ft·lbf)